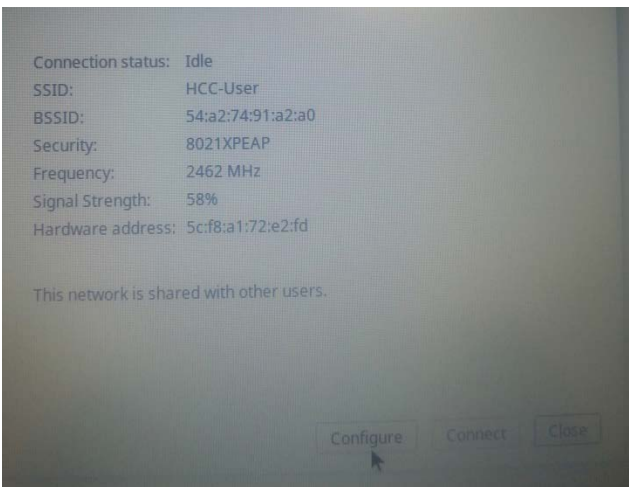
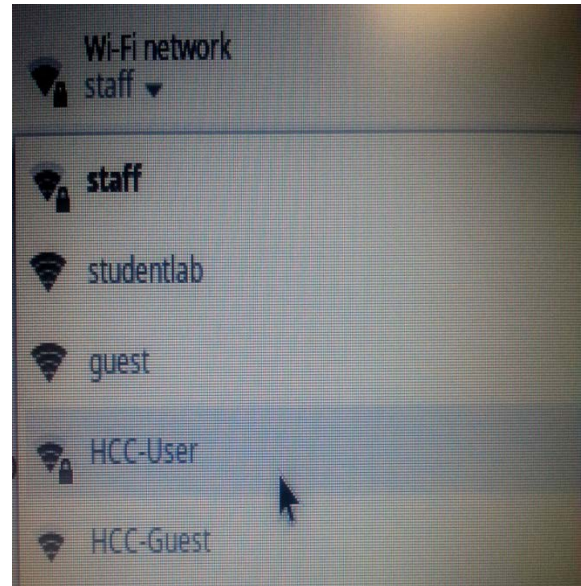


Connecting to HCC Wireless – Staff, Faculty and Students with a Chromebook

Staff, Faculty and Students should always be connecting to the wireless network labeled: **HCC-User**.

Select the wireless icon on the bottom right, and choose **Settings**. Under Wi-Fi Network, choose **HCC-User**.

*If you've previously connected to HCC-Guest, you will have to "Forget" or "Remove" the network so that it does not try to automatically connect.



Click Configure on the bottom of the next screen.

Make all the settings match:

EAP method: PEAP

Phase 2 authentication: MSCHAPv2

Server CA certification: Do not check

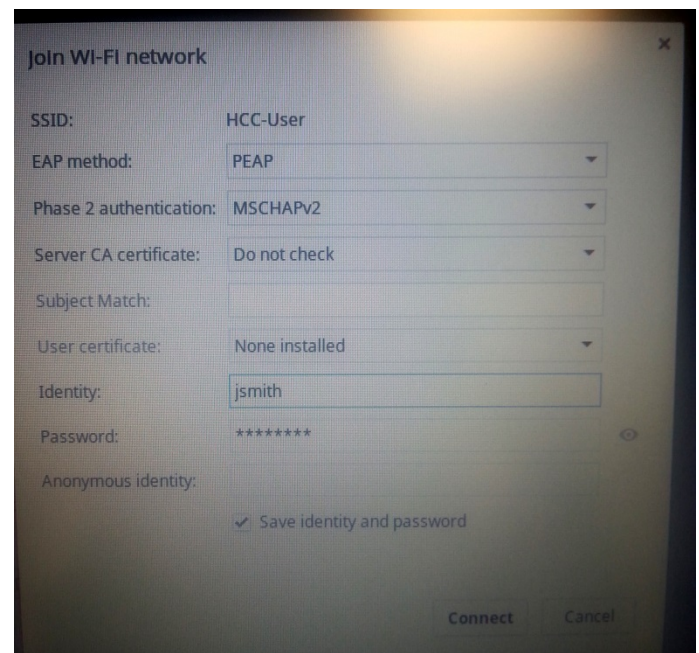
Identity: HCC account username

Password: HCC account password

Check the box to Save Identity

Anonymous identity: Leave blank

Connect



HCC Helpdesk - Frost 109

helpdesk@hcc.edu

413.552.2075