

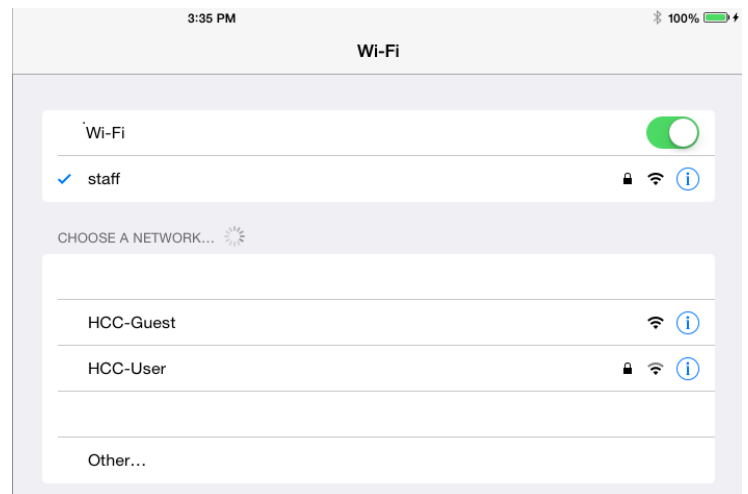
## Connecting to HCC Wireless – Guests and Visitors

Guests and Visitors that do not have a HCC account must self-register\* before accessing the **HCC-Guest** wireless. If you have multiple devices, you only have to register once.

*\*A valid email address and mobile number are required in order to complete registration process.\**


On a phone, tablet or laptop, choose the network **HCC-Guest**. Once the device is connected, open a browser to begin registration.

Note: The **HCC-User** wireless network is reserved for HCC Staff, Faculty and Students only.



Upon opening a browser and navigating to a webpage, you will have two choices:

If you have never registered with our wireless network before, choose the **Start here** link and fill out the form on the next page. If you are a returning guest user, choose the **Login here** link.



### HCC Guest Wireless Access

**Welcome to HCC!**

To gain wireless access, guests are required to adhere to our established registration process.

Please follow the link below that applies to you.

**HCC Guests - First time users**

---

*Note: You will need a valid email address and mobile number to complete the registration process.*

[Start here to self-register](#)

**HCC Guests - Returning users**

---

[Login here with your credentials](#)

### HCC Guest Wireless Access

**Welcome HCC Guest**

Please fill out the following form to submit a request for wireless access.

Upon completion of this form, you will receive a text message and email with your username and password. Your guest access will automatically expire in 7 days.

#### HCC Guest Self Registration

\*Email

\*First Name

\*Last Name

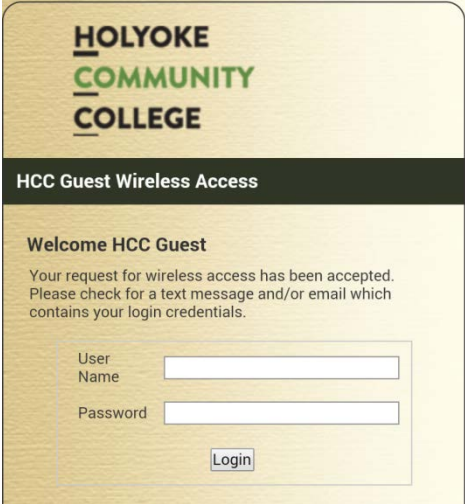
\*Mobile Number

\*Mobile Provider

After you submit the form, you will receive the following screen. Check for a text message and/or email that will contain the username and password needed to login.

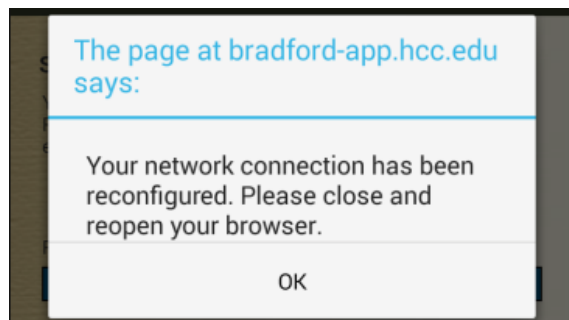
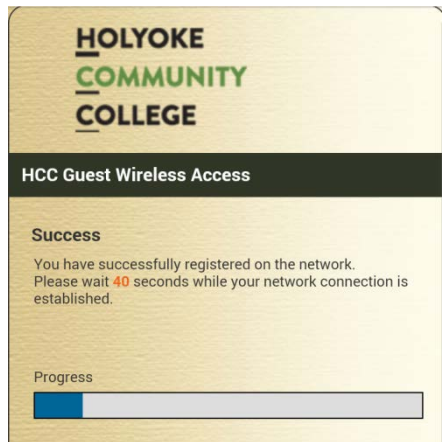
(Make sure to save the message, as you can use the credentials for up to 7 days\*, or on another device.)

\*Accounts will expire in 7 days\*



The screenshot shows the HCC Guest Wireless Access login page. At the top is the Holyoke Community College logo. Below it is a black header with the text "HCC Guest Wireless Access". The main content area has a yellow background and contains the following text: "Welcome HCC Guest", "Your request for wireless access has been accepted. Please check for a text message and/or email which contains your login credentials." Below this text are two input fields: "User Name" and "Password". A "Login" button is positioned below the "Password" field.

After logging in, you will see the screens below. After closing and reopening the browser, you can then begin using the Internet on your device(s).



HCC Helpdesk - Frost 109

[helpdesk@hcc.edu](mailto:helpdesk@hcc.edu)

413.552.2075